

FREQUENTLY ASKED QUESTIONS

PIN

My Library Account - NEW Encore Catalog

[How do I add a PIN to my account?](#)

[How do I change my PIN?](#)

[Forgot your PIN?](#)

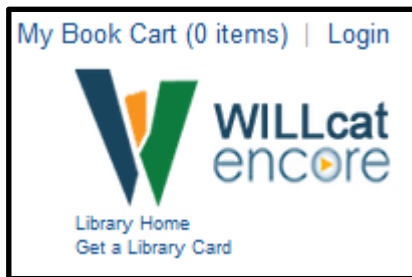
Pin (Personal Identification Number) is a security feature to protect access to your library account.

Set the PIN immediately after creating your patron record. The PIN is a number of 4 or more digits,

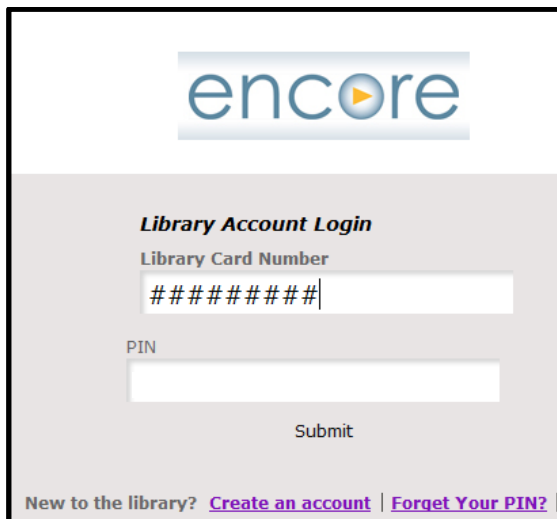
Do not include letters in the PIN. Note: the system will not accept easy number sequences such as 1234.

I am a new patron. How do I add a PIN to my account?

Open the Encore catalog, <http://encore.williamson-tn.org>



1. Top right corner above the logo, click LOGIN.

A screenshot of the 'Library Account Login' form. At the top, the 'encore' logo is displayed. Below it, the title 'Library Account Login' is centered. There are two input fields: 'Library Card Number' with a placeholder '#####' and 'PIN'. A 'Submit' button is located below the PIN field. At the bottom of the form, there are links: 'New to the library? Create an account | Forget Your PIN?'.

2. Enter your account number in the LIBRARY CARD NUMBER box.
3. Click SUBMIT button.

4. Enter the PIN of your choice, 4 or more numbers. The system will not accept easy number sequences such as 1234. Do not use letters.

Still need assistance logging in?

Call the Circulation Department, (615) 595-1277 ext.1.

How do I change my PIN?

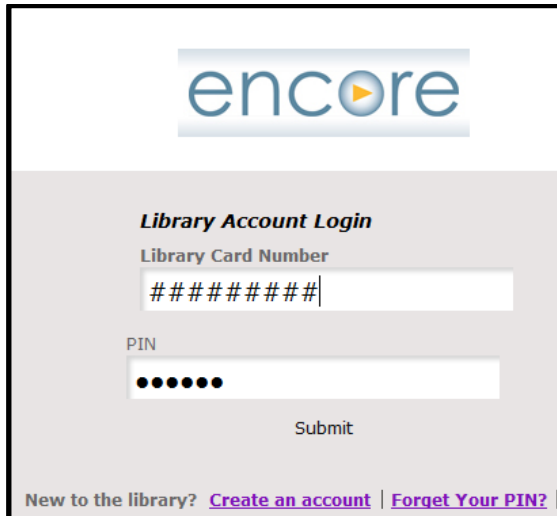
1. Open [Encore](#), top right corner above the logo, click LOGIN.
2. Click your name to open the account.
3. Under your name, click [Edit account](#) [Edit pin](#) EDIT PIN link

4. Current PIN box, add your PIN.
5. Enter new PIN in the second box
6. Enter new PIN in the third box
7. Click SUBMIT button

Protect your privacy **Always log out** of your account.

I forgot my PIN. How to I retrieve it?

1. This feature **requires an email address** in your account.
NOTE: For assistance adding an email address to your account see [FAQ Email Notices](#).
2. Open the [account](#) login screen.



encore

Library Account Login

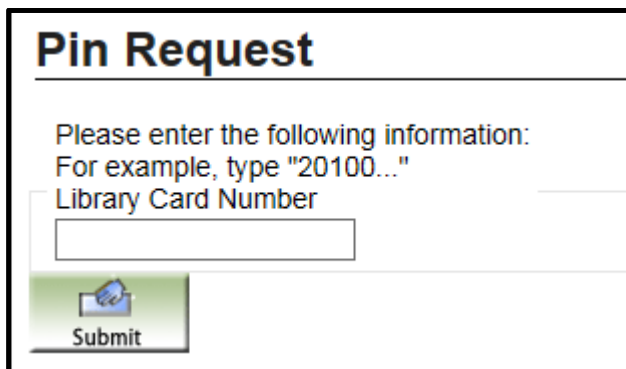
Library Card Number
#####

PIN
●●●●●●

Submit

New to the library? [Create an account](#) | [Forget Your PIN?](#)

3. Click FORGET YOUR PIN? link.



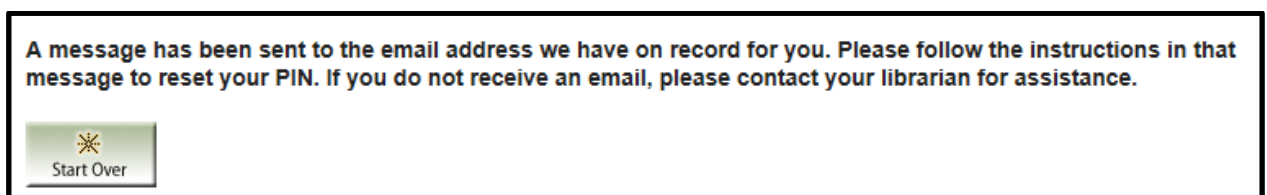
Pin Request

Please enter the following information:
For example, type "20100..."

Library Card Number

Submit

4. The Pin Request screen opens.
5. Enter your library account number.
6. Click SUBMIT button.



A message has been sent to the email address we have on record for you. Please follow the instructions in that message to reset your PIN. If you do not receive an email, please contact your librarian for assistance.

Start Over

7. A message will acknowledge your request.


8. Open your email from *Circ Email Notice* with the subject *Request to reset your library PIN*.

The library received a request to allow you to reset your Personal Identification Number (PIN) used to log in. If you did not place that request, please ignore this message. Your PIN has not changed. Otherwise, please click the link below to choose a new PIN.

<https://library.williamson-tn.org/pinreset~S26?info=e2344a9e39e6d95bb8f463d240d63a119bf7f302a0565e934c4b06f24cedd52c5740f9f4211dd929>

9. This link is valid for 3 hours from the time of your request.

Click on the web link that begins with "https://." If link does not open, copy and paste the link in a web browser. *The link is valid for 3 hours.*

Please enter the following information:	
Library Card Number	For example, type "20100..." <input type="text"/>
Please enter a Personal Identification Number (PIN) consisting of 4 or more digits	
Enter Your PIN	<input type="text"/>
Enter Your PIN Again	<input type="text"/>
	

10. Enter your library account number. Add the PIN of your choice then enter it a second time.

11. Click SUBMIT

Still need assistance logging in?

Call Circulation Department at(615) 595-1277 ext.1.

Rev August 23, 2016